

PAVISE





THE PERFECT GUARDIAN
FOR YOUR BUSINESS - PAVISE



High in both practicality and style, PAVISE is the perfect choice for your business

With just one look you can immediately recognize that the PAVISE style inspires confidence: It's bold, modern and practical. The large, dynamic grille and the PAVISE name— both inspired by the medieval shield—delivers maximum impact and tells the world you're ready for business. Step inside and you will be pleasantly surprised by the amazing two-tone interior that transforms long hours of driving into pure pleasure. There are abundant storage options, a bed and an impressive instrument panel that is perfectly intuitive to operate. PAVISE: It's where work meets pleasure.



Large Radiator Grille
The large shield-shaped grille features Hyundai's signature cascade style and provides a strong visual statement that expresses power and confidence.



Headlamps / LED Daytime Running Lights
The light distribution surfaces of the headlamps have been maximized to improve visibility at night and for added style and safety, LED DRLs have been applied.



Wide Outside Lockers
The side lockers on both sides are a useful space for storing frequently used tools, a road emergency kit or other trip essentials.




Bandstripe
Bold new graphics striping extends horizontally along the length of the cab creating a dynamic and powerful looking character line.




Take your pick of powertrains and full-floating suspensions to ensure the perfect fit for your business

PAVISE offers a wide choice of engine and transmission options as well as two types of full-floating suspensions for improved ride comfort. The new engines feature fuel saving innovations and are paired with the very latest transmissions from ZF and Allison that raise efficiency and convenience to a new level. Air cushioning of the cab suspension and rear axle significantly reduces driver fatigue by improving ride and handling dynamics.



280ps Engine
Featuring new low friction piston rings and improved cooling performance, this 280ps powerplant produces 95kg.m of torque to set a new benchmark for fuel efficiency and smoothness.



ZF 12-speed AMT (Automated Manual Transmission)
From Germany's ZF comes a new silky-smooth 12-speed whose advanced capabilities include continuous real-time monitoring of the driving scenario to ensure optimal efficiency of the gear shifts and fuel consumption.




Cab Air Suspension
It mitigates cab vibrations and shocks and minimizes cab roll during turning maneuvers to provide a comfortable, stable and quiet ride.



Rear Air Suspension
The rear air cushion maintains a stable vehicle posture for better ride comfort while also allowing the adjustment of the cargo bed height when loading and unloading.



Advanced Eco Roll
Shifts into neutral gear improve fuel efficiency to improve fuel economy by 2-3% by taking advantage of downhill coasting and flat runs. (Apply on M/T)



Three Driving Modes
The driving modes can be selected according to the driving situation to maximize fuel economy. (Empty mode apply on M/T)

Our customers helped us design PAVISE

We began the PAVISE project by listening carefully to the voice of our customers.

Inside and out, PAVISE reflects the needs and wants of professional drivers. The new cab-forward design improves all-round versatility.

PAVISE comes with cab options: high-roof for those who demand maximum operating space but we also offer a standard cab as well.

For truck customizers who demand simplicity, PAVISE's frame features a flat top and standardized hole spacing that makes their job a lot easier.


Cab Style Options

Customers have a choice of Standard or High Roof cab styles to ensure a perfect fit for their type of business. Package configurations can be limited by the specific requirements of the vehicle.



Standard cab

High roof cab



High Strength Frame with Standardized Spacing

Standard hole spacing is applied throughout to simplify custom bodywork. The frame is made with high tensile-strength steel for higher rigidity and durability.



Special Purpose Vehicle Chassis (OPT)

PAVISE is also available in special-purpose editions: concrete pumper cars (CPC) and aerial work trucks, to name a few.



Battery Disconnect Switch

With a flick of the switch, the battery can be easily disconnected when required for safety purposes.



High Capacity Alternator

Convenience has been increased with 90A high capacity alternator suitable for special vehicles.



Ultimate relaxation starts with extra space and touches of luxury

Wide and comfortable cabs are absolutely critical requirements for professional drivers who spend most of the working day behind the wheel of their truck. PAVISE gives you a cab that is 31 percent larger than the industry standard truck. The cab includes a bed and a handy tip-up passenger seat that gives you extra room whenever you need it. The backrest folds flat to provide you with a nice flat workstation area.

31% More Space, 6.7m³

Increased Cabin Space

PAVISE provides you more generous cab dimensions in every direction: More headroom and more legroom so that you can enjoy stretch out and relax.

New Multi-Function Vented Seat

The new cushion and backrest profiles use multi-density foam to provide the precise amount of firmness and softness where needed. Heating and venting functions are also included.



Walk-thru Space

The driver seat can be moved back and forth with a simple touch of the switch to give you extra space when you want it.



Folding Passenger Seat

There is extra versatility built into the front passenger seat which can be used as a cup holder or a handy workstation. Or fold it to get it out of the way entirely for more storage room.



220V Outlet / USB Port

New inverter provides a 220V outlet that lets you power up AC appliances that make life on the road a little more convenient.



Auxiliary Heater

This economical heater has minimal fuel consumption and allows you to keep the cabin perfectly warm without starting the engine.



Bed Under Storage Space

For those extra-large items that have to be kept safe and secure, a large storage area is provided at the bottom of the bed.



Overhead Console

It's the perfect place to put away frequently used items. The open design lets you see what is where so that you can grab it quickly.



Bed Extension

The bed features thick foam for maximum comfort. Bed dimensions can be augmented over the passenger seat area for even more comfort.



Remote Control

Allows you to adjust audio, door locks and window openings remotely from the bed without having to stand up to reach the master controls.





The optimal environment for driving and relaxing

PAVISE delivers ultimate driving efficiency and comfort. The modern layout of the gauges is clean, simple and easy to understand while switches are positioned within a finger's reach requiring absolutely minimal effort. The infotainment system is rich in features and with its touchscreen interface the menus can be navigated quickly for maximum convenience.



Steering Wheel Control Switch

For safety, the most frequently used controls are built right into the steering wheel so you don't have to take your hands off the wheel to answer calls, adjust the audio, etc while driving.

Heated Steering Wheel

Drivers love the comfort of a warm steering wheel.



Remote control key

Foldable remote control key provides more convenience.



5-inch dual-mono TFT

The large full-digital gauge cluster displays a wide range of information with superb clarity and easy-to-understand graphics.



8-in AVN

This infotainment unit comes with navigation capabilities and a touchscreen interface that allows for fast and intuitive menu scrolling and feature selection.



Smartphone Connectivity

Drivers can always stay in touch with home base thanks to PAVISE's Bluetooth support of smartphones with Android Auto, Apple CarPlay and MirrorLink.



FATC with Activated Carbon Filter

It creates a pleasant cabin environment by filtering out odors, microorganisms, and fine dust particles.



Excellent Visibility

Forward sightlines have been dramatically improved to provide an unobstructed view of overhead traffic lights.



Auto-Light Control (ALC)

ALC's sensor responds to changes in ambient light levels such as dusk, dawn or when entering a tunnel and will automatically activate or turn-off the headlamps.



USB / AUX ports

Auxiliary input jacks accommodate MP3 players and most types of personal audio entertainment devices.



Digital Tachograph

Digital tachograph operates easily, accurately and safely to support your business.



PAVISE makes you a better, safer driver

PAVISE's safety systems protect you in a variety of different ways and it starts with the cab. Premium-grade steel offers omni-directional crash protection with dual airbags providing an additional layer of safety. PAVISE also comes with smart systems that serve as invisible co-pilots—they work alongside you to provide comprehensive safety assistance features that minimize the risk of a serious accident or injury.



Forward Collision-avoidance Assist (FCA)
On detecting the risk of a collision with the vehicle ahead, FCA will automatically perform the braking if the driver fails to apply the brake pedal to help avoid a collision and/or mitigate damage/personal injury.



Vehicle Dynamic Control (VDC)
On detecting wheel slippage, VDC stabilizes the vehicle by automatically regulating torque output and braking individual wheels to prevent loss of directional control and rollover, damage/personal injury.



Lane Departure Warning (LDW)
The front camera monitors the painted lane markers and when the vehicle begins to drift out of the lane LDW alerts the driver with a buzzer alarm and visual alert on the cluster.



Electronically-Controlled Brake System (EBS)
New electronic controllers provide optimal braking regardless of road conditions and help reduce braking distances.



Dual Airbags
Large size driver's airbag provides wide coverage to protect not only the chest and the knees. Passenger airbag also keep passenger's safety.



Rear View Camera
It provides an extra-wide angle view of the rear when reversing thus reducing the risk of damage.



Water Repellent Glass
Water droplets never get a chance to form but flow easily down the glass for excellent visibility.



Spray Nozzle Integrated Wiper
Windscreen cleaning is more uniform as the spray nozzle has been built into the wiper arm assembly.



PAVISE ends worries about maintenance costs and after-sales service

PAVISE's ladder frame is built for maximum endurance and reliability to provide you with all the confidence you need to tackle the toughest jobs. It's a solid foundation for putting your trust in Hyundai. We conducted extensive driver focus groups in all major markets and listened carefully to the concerns of driving professionals. PAVISE gives you everything you have ever wanted and needed in a medium-duty truck: Innovative technology and top reliability backed by a comprehensive after-sales service network that is dedicated to your satisfaction and success.



Tilting Cab
New tilt mechanism design reduces noise and extends durability while a larger tilt angle improves engine bay access for easy serviceability.



Premium Steel for a Stronger Cabin
Cab support members are made of high tensile strength steel for better rigidity and durability. Galvanized steel sheets are used for the outer panels for improved rust resistance.



High Rigidity Ladder Frame
The use of premium grade alloy steel significantly increases rigidity and durability.



Large Front Panel for Convenience
The front panel size has been enlarged for easier inspection and maintenance.



170A Battery Improves Cold Start Performance (OPT)
Heavy-duty battery improves winter start-up performance. The extra storage capacity can be very handy when not driving.



PAVISE GETS THE JOB DONE

Features

PAVISE puts comfort and convenience at your fingertips



Body color-matched bumper



Black bumper



Wide outside mirrors & assistance mirrors



Rear stop & backup lamps



Door courtesy lamps



Telescopic & tilt steering wheel



ZF 12-speed automated manual transmission (AMT)



9-speed manual transmission



6-speed manual transmission



Parking brake lever



Doorstep shoe storage



Large lifting grips



External tool box



Door storage pockets



Center fascia tray



Tip-up passenger seat



Power window & mirror controls



AM/FM audio (Standard)



Full auto air conditioning (Standard)



Wheel lock button



Overhead control panel (High roof cab)



Overhead control panel (Standard cab)



Front sun visors



Driver side sun visor



Towel rack



Disc brakes



Long taper spring suspension



200L Steel fuel tank



250L Aluminum fuel tank



200L+200L Dual aluminum fuel tanks



LED room lamps



Bedroom reading lamp



Auxiliary heater controller



Standard bed



Passenger footwell air nozzle



315/70R22.5 tires with high-gloss aluminum rims (FR)



315/70R22.5 tires (FR)



295/80R 22.5 tires (FR/RR)



285/70R 19.5 tires (FR)



245/70R 19.5 tires (FR/RR)

Color & Trim Guide

Exterior



Creamy White

Satin Silver

Strong Gray

Platinum Blue

Intense Blue

Interior



2-tone Natural Leather
Multi-function seat

1-tone Natural Leather
Multi-function seat

1-tone Synthetic Leather
Air-suspension seat

1-tone Cloth seat

PAVISE Full Lineup

Wheelbase (mm)		D1		D2	
		4x2		4x2	6x2
Dump (Chassis Cab)	3,300				
Short	3,900				
Long	4,300				
Extra Long	4,900				
Ultra Long	5,700				
Ultra Long Plus	5,900				
Ultra Long Plus Ext 1	6,300				
Ultra Long Plus Ext 2	6,700				
Ultra Long Plus Ext 3	7,000				

* HMC reserves the right to change specifications without prior notice. Please check with your HMC distributor for availability of listed models and the latest specifications.